



Date:16/09/2020
10:00AM

Daily Report for COVID 19 Virus

Situation report about Covid 19 epidemiological, presented the daily detected cases.

Summary of the epidemiological situation

Table (1) shows the numbers of cases

	Confirmed		Active		Recovered		Deaths	
	Community	Retained	Community	Retained	Community	Retained	Community	Retained
Today	94	0	1723	5	53	0	1	0
Accumulative	1980	120			242	114	15	1
Total accumulative	2100		1728		356		16	

Table (2) shows the number of samples and the positive

	Samples		Positive	
	Community	Retained	Community	Retained
Today	1653	0	94	0
Accumulative	28097	1946 *	1980	120
Total accumulative	30042		2100	

*Since the break out of covid-19 within community

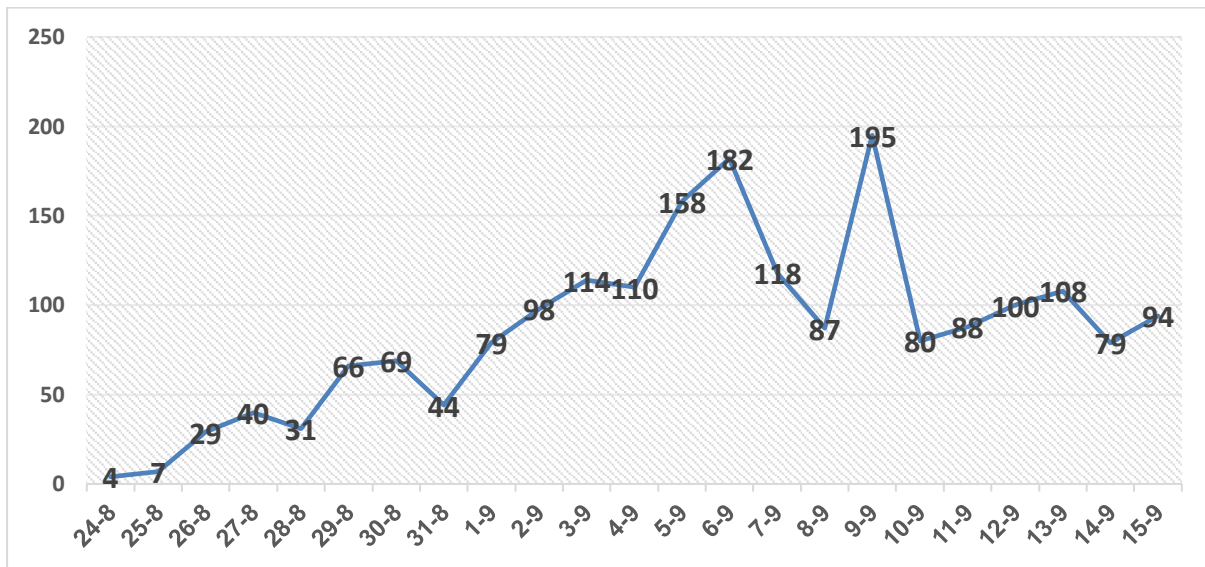
Annexes (A)



Local reported cases within community – Emergency level (D)

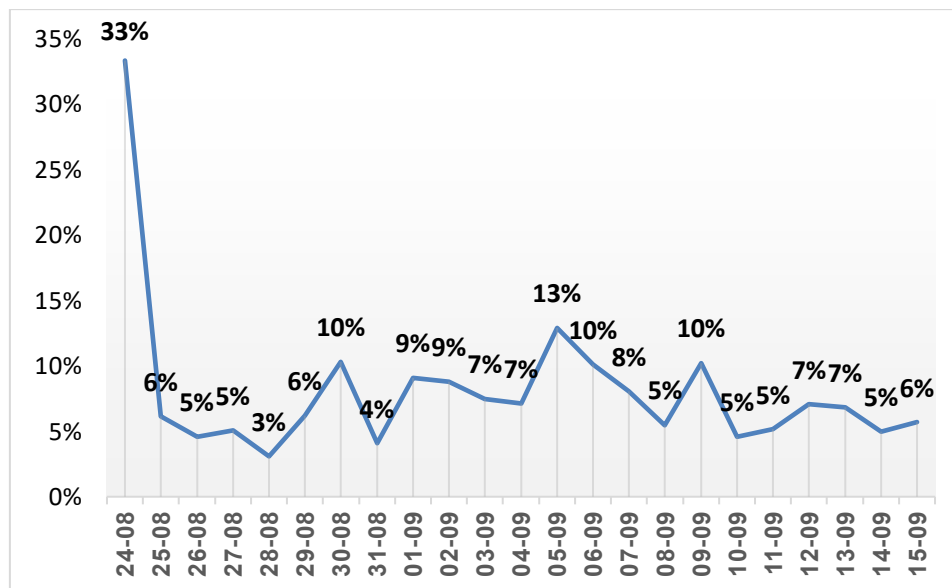
• The total number of confirmed cases is 1,980, of which 1723 are still active cases receive medical care in hospitals and isolation centers (European Gaza Hospital - Turkish Friendship - Deir Al-Balah Center), 242 cases fully recovered and were discharged, while the number of deaths reached 15 deaths.

I. Daily number of new cases within the community



Graph (1) shows number of new cases per day within the community

II. The percentage of positive tests of the daily samples



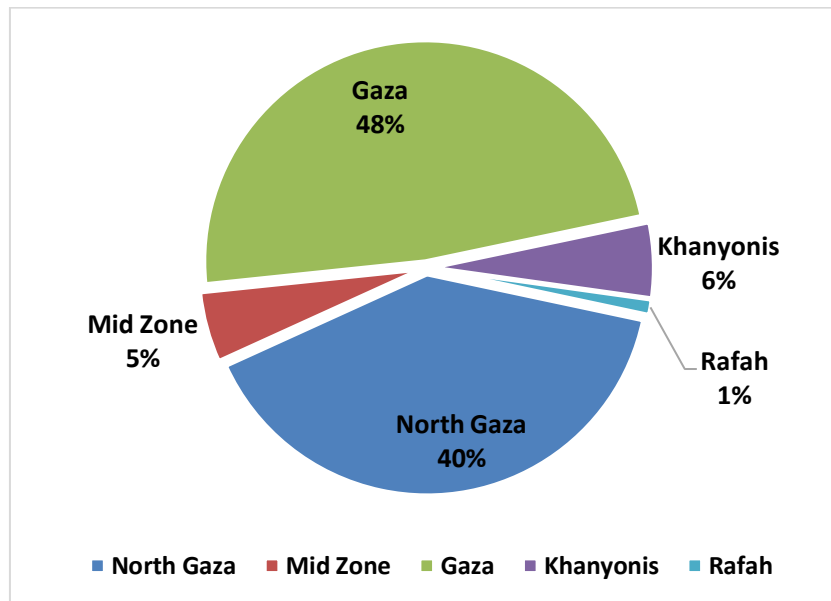
Graph (2) shows percentage of positive tests of the examined samples per day



III. Incidence of cases by governorate

Governorate	Cases	Population	Incidence rate per 100,000
North Gaza	794	416,906	190
Gaza	957	690,111	139
Mid zone	97	325,884	30
Khanyonis	111	413,727	27
Rafah	21	260,117	8
Gaza strip	1980	2,106,745	94

IV. Geographical distribution of confirmed cases within the community



Graph (2) shows geographical distribution of cases within the community per governorate.



Imported cases

- Total number of confirmed imported cases is 120. Out of this total, 5 are still active cases in the isolation hospital, 114 cases fully recovered and were discharged, and one died.

Health quarantine centers

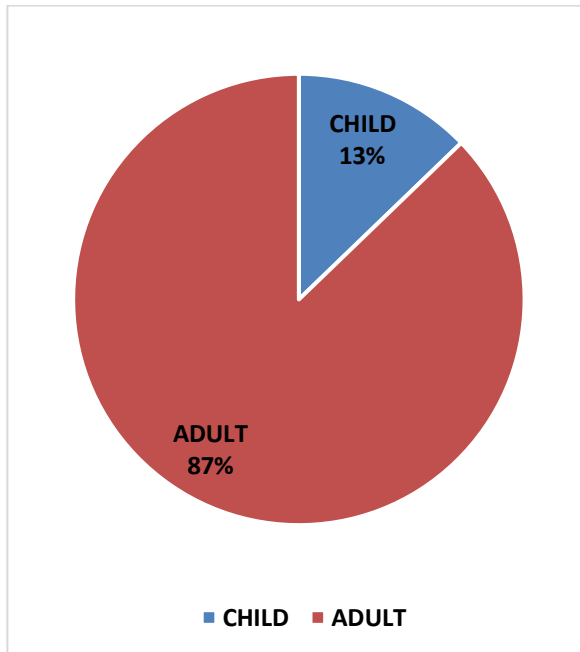
- Since 15/3/2020, all travelers coming through Rafah and Beit Hanoun (Erez) crossings had to undergo a compulsory quarantine at one of the MOH designated facilities.

The total number of cases at quarantine facilities 170 case. The number of designated quarantine facilities were 5 centers, including schools, hotels, primary health care centers, and hospitals, quarantine centers rooms distributed across the five governorates of the Gaza Strip.

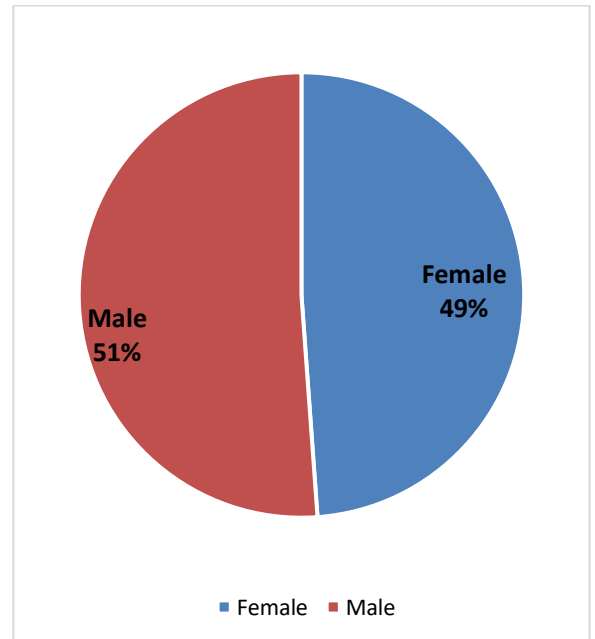
Annexes (B)

I. Disaggregation of quarantined cases by sex and age group

- Approximately 51% of people in isolation and quarantine centers (89) are males, while children represent 13% of that total



Graph (4) shows percentage of quarantined people by age group

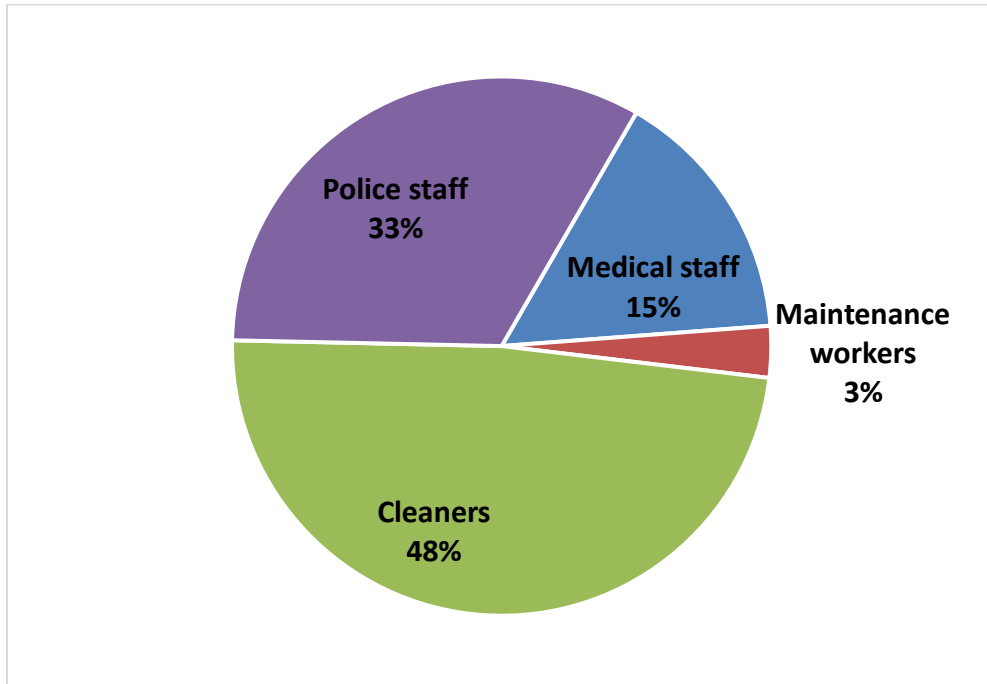


Graph (3) shows percentage of quarantined people by sex



II. Service providers in the quarantine centers

- The number of service providers in quarantine centers reached 97 employees, 33% of them are police staff and 15% are medical staff, while the percentage of maintenance workers is 3%.



Graph (5) shows percentage of service providers in the quarantine centers



Annexes

Annexes (A)

Annexes (B)

Distribution of cases at quarantine facilities

No	Quarantine facility	Number of quarantined cases
1.	Blue Beach hotel	163
2.	Asdaa Center	2
3.	Shifa Hospital	2
4.	Rantisi Hospital	2
5.	Naser Hospital	1
	Total quarantined	170