



Date October 3, 2020
10:00AM

Last 24 Hr.

Daily Report for COVID 19 Virus

Situation report about Covid 19 epidemiological, presented the daily detected cases.

Summary of the epidemiological situation

Table (1) shows the numbers of cases

	Confirmed	Recovered	Deaths	Active
Today	114	95	0	1416
Total	3298	1860	22	

Table (2) shows the number of samples and the positive

	Samples	Positive
Today	1784	114
Total accumulative	60333*	3298

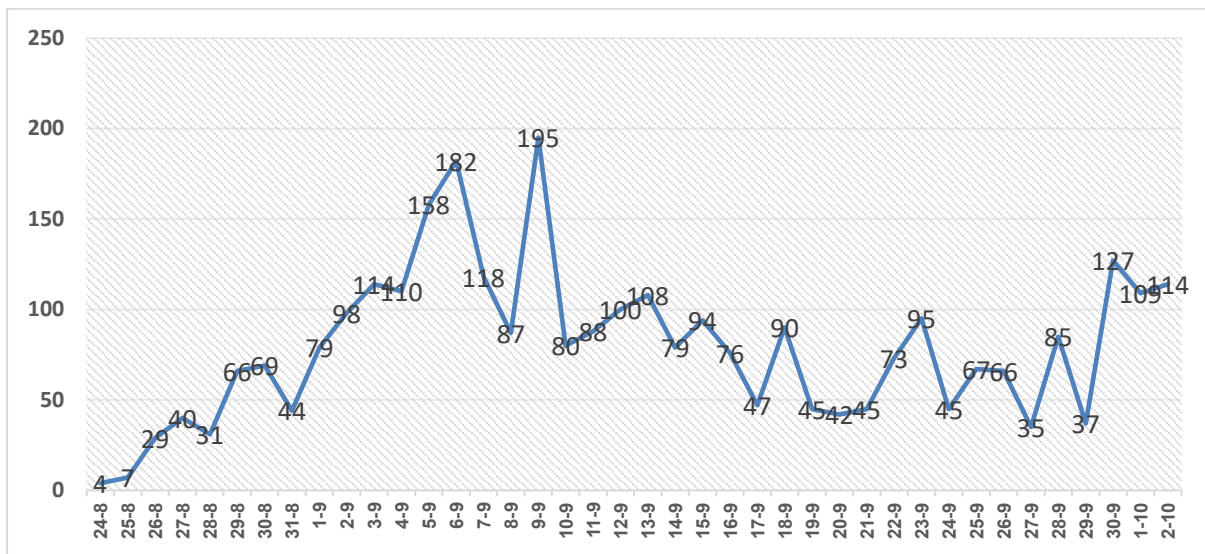
*Since the break out of covid-19 within community



Local reported cases within community – Emergency level (D)

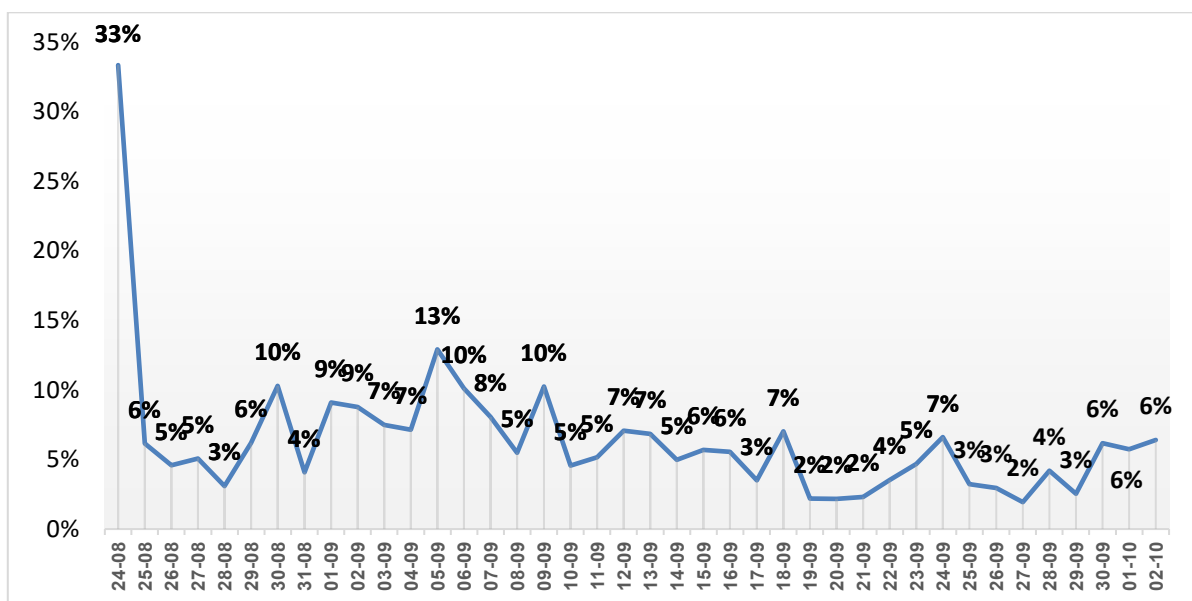
- The total number of confirmed cases is 3178, of which 1411 are still active cases receive medical care in hospitals and isolation centers (European Gaza Hospital - Turkish Friendship), 1746 cases fully recovered and were discharged, while the number of deaths reached 21 deaths.

I. Daily number of new cases within the community



Graph (1) shows number of new cases per day within the community

II. The percentage of positive tests of the daily samples



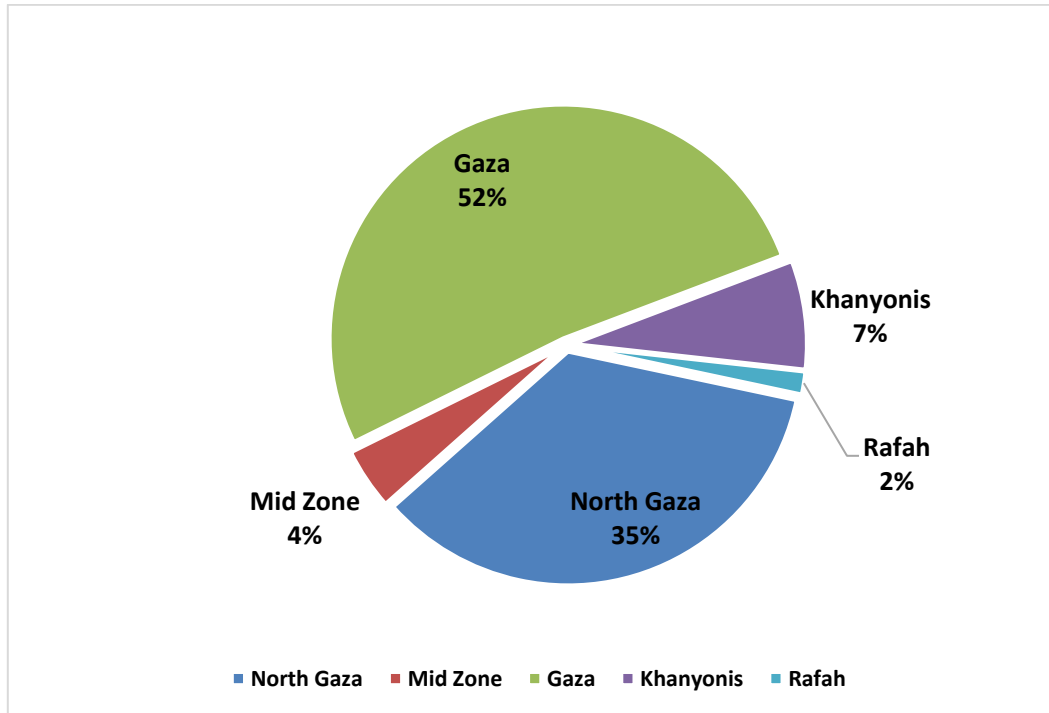
Graph (2) shows percentage of positive tests of the examined samples per day



III. Incidence of cases by governorate

Governorate	Cases	Population	Incidence rate per 100,000
North Gaza	1158	416,906	278
Gaza	1700	690,111	246
Mid zone	140	325,884	43
Khanyonis	248	413,727	60
Rafah	52	260,117	20
Gaza strip	3298	2,106,745	157

IV. Geographical distribution of confirmed cases within the community



Graph (2) shows geographical distribution of cases within the community per governorate.



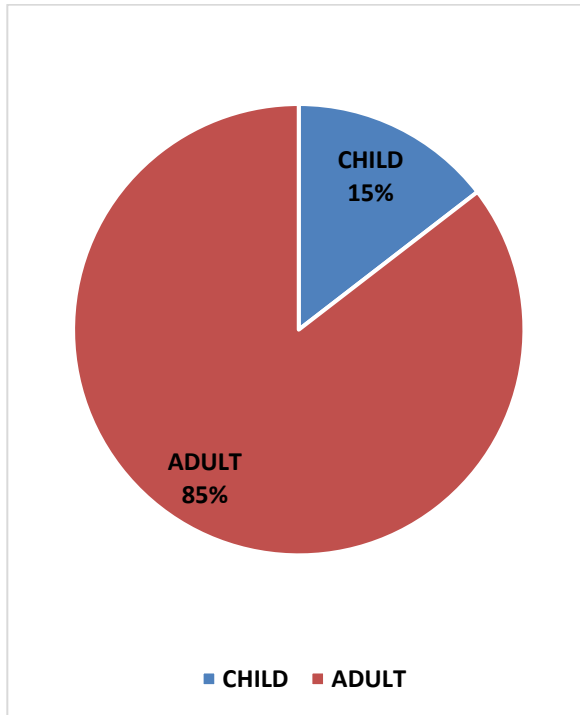
Health quarantine centers

- Since 15/3/2020, all travelers coming through Rafah and Beit Hanoun (Erez) crossings had to undergo a compulsory quarantine at one of the MOH designated facilities.

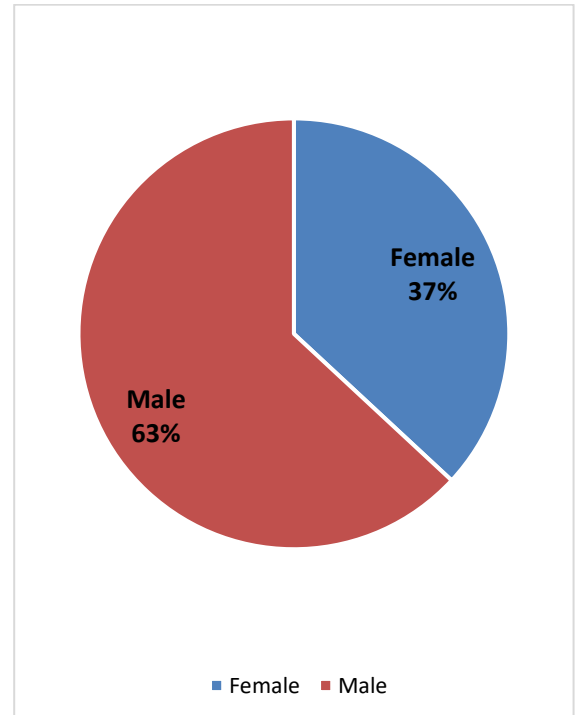
The total number of cases at quarantine facilities 1834 case. The number of designated quarantine facilities were 4 centers, including schools, hotels, primary health care centers, and hospitals, quarantine centers rooms distributed across the five governorates of the Gaza Strip.
Annexes (A)

I. Disaggregation of quarantined cases by sex and age group

- Approximately 37% of people in isolation and quarantine centers (1157) are males, while children represent 15% of that total



Graph (4) shows percentage of quarantined people by age group

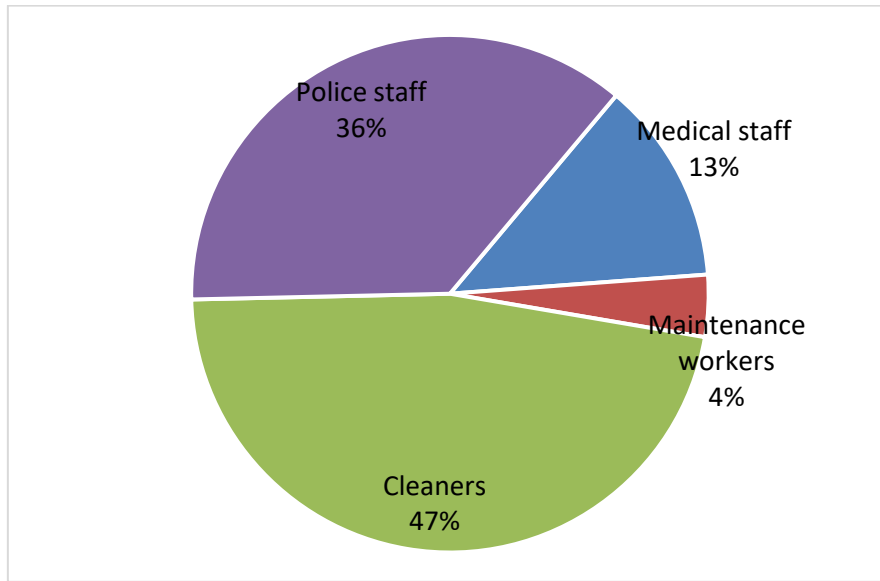


Graph (3) shows percentage of quarantined people by sex



II. Service providers in the quarantine centers

- The number of service providers in quarantine centers reached 181 employees, 36% of them are police staff and 13% are medical staff, while the percentage of maintenance workers is 4%.



Graph (5) shows percentage of service providers in the quarantine centers



Annexes

Annexes (A)

Distribution of cases at quarantine facilities

No	Quarantine facility	Number of quarantined cases
1.	Blue Beach hotel	279
2.	Al -amal Hotel	96
3.	Beit Hanoun quarantine room	324
4.	Rafah quarantine room	356
5.	Asdaa Center	569
6.	Deira Hotel	39
7.	Al Quds International Hotel	87
8.	Hejji Hotel	50
9.	Grand Place Hotel	27
10.	Nasser Hospital	4
11.	Al shefaa Hospital	3
	Total quarantined	1834