



Date: October 29, 2020

10:00AM  
Last 24 Hr.

## Daily Report for COVID 19 Virus

Situation report about Covid 19 epidemiological, presented the daily detected cases.

### Summary of the epidemiological situation

Table (1) shows the numbers of cases

	Confirmed	Recovered	Deaths	Active
Today	276	145	1	2335
Total	6169	3802	32	

Table (2) shows the number of samples and the positive

	Samples	Positive
Today	2115	276
Total accumulative	107743 *	6169

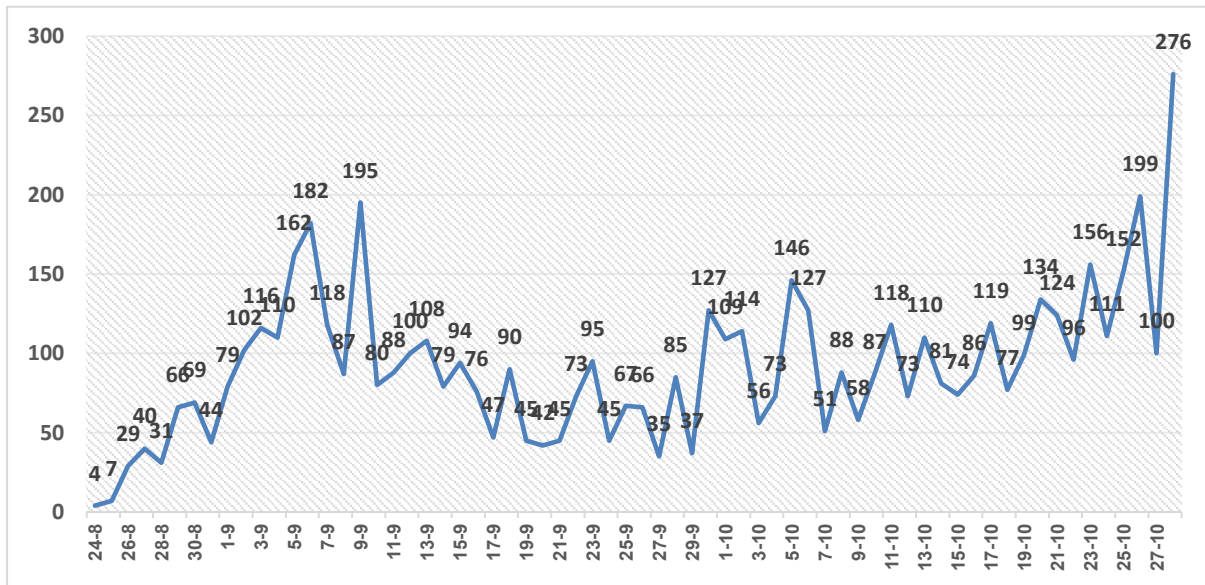
\*Since the break out of covid-19 within community



**Local reported cases within community – Emergency level (D)**

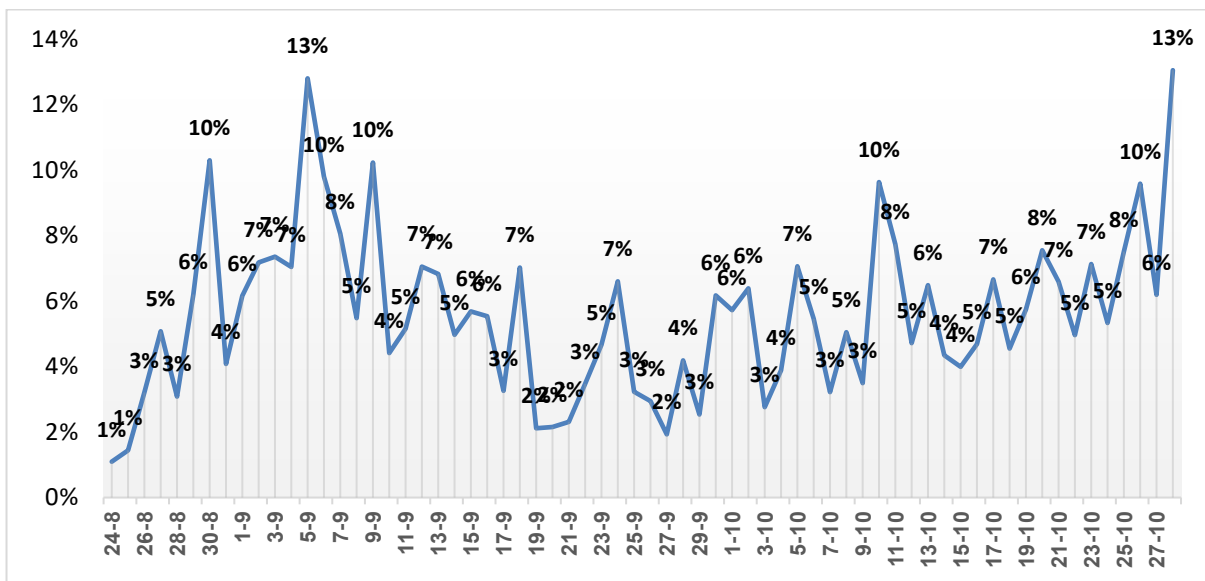
• The total number of confirmed cases is 5984, of which 2275 are still active cases receive medical care in hospitals and isolation centers, 3678 cases fully recovered and were discharged, while the number of deaths reached 31 deaths.

**I. Daily number of new cases within the community**



Graph (1) shows number of new cases per day within the community

**II. The percentage of positive tests of the daily samples**



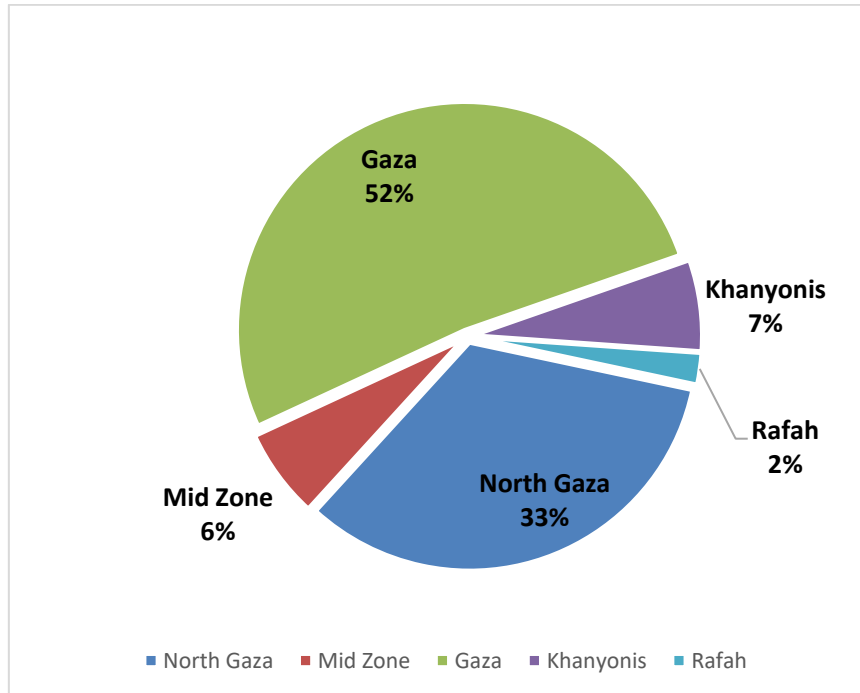
Graph (2) shows percentage of positive tests of the examined samples per day



### III. Incidence of cases by governorate

Governorate	Cases	Population	Incidence rate per 100,000
North Gaza	2063	416,906	495
Gaza	3181	690,111	461
Mid zone	390	325,884	120
Khanyonis	398	413,727	96
Rafah	137	260,117	53
Gaza strip	6169	2,106,745	293

### IV. Geographical distribution of confirmed cases within the community



Graph (2) shows geographical distribution of cases within the community per governorate.



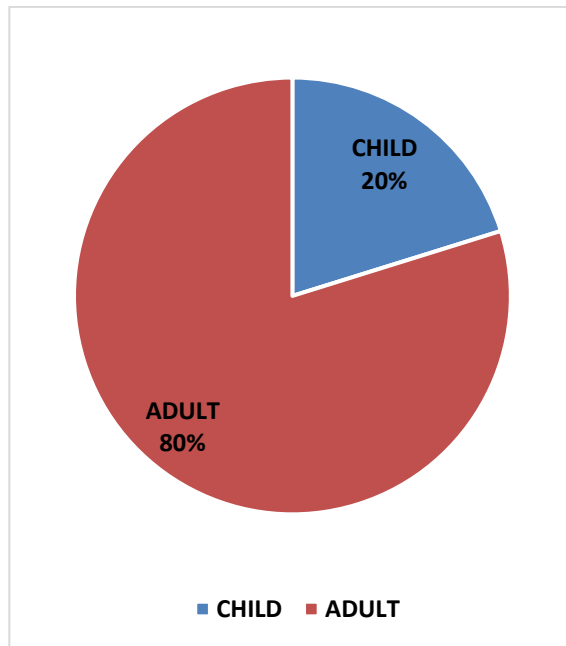
## Health quarantine centers

- Since 15/3/2020, all travelers coming through Rafah and Beit Hanoun (Erez) crossings had to undergo a compulsory quarantine at one of the MoH designated facilities.

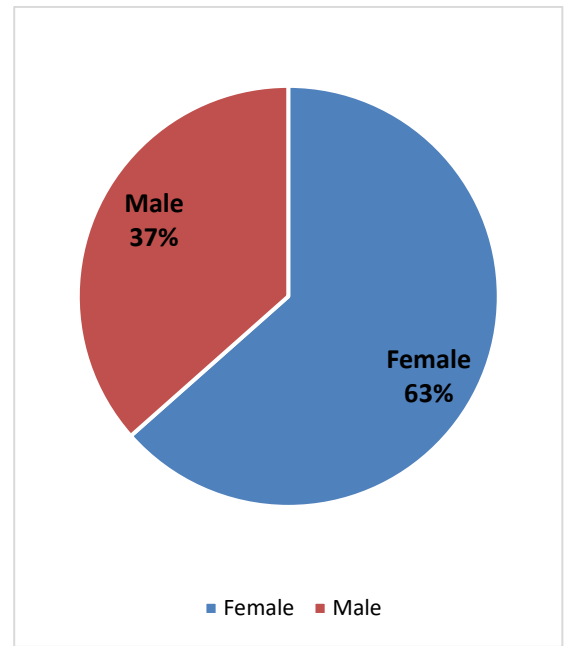
The total number of cases at quarantine facilities 104 case. The number of designated quarantine facilities were 3 centers, including schools, hotels, primary health care centers, and hospitals, quarantine centers rooms distributed across the five governorates of the Gaza Strip.  
Annexes (A)

### I. Disaggregation of quarantined cases by sex and age group

- Approximately 37% of people in isolation and quarantine centers (38) are males, while children represent 20% of that total



Graph (4) shows percentage of quarantined people by age group

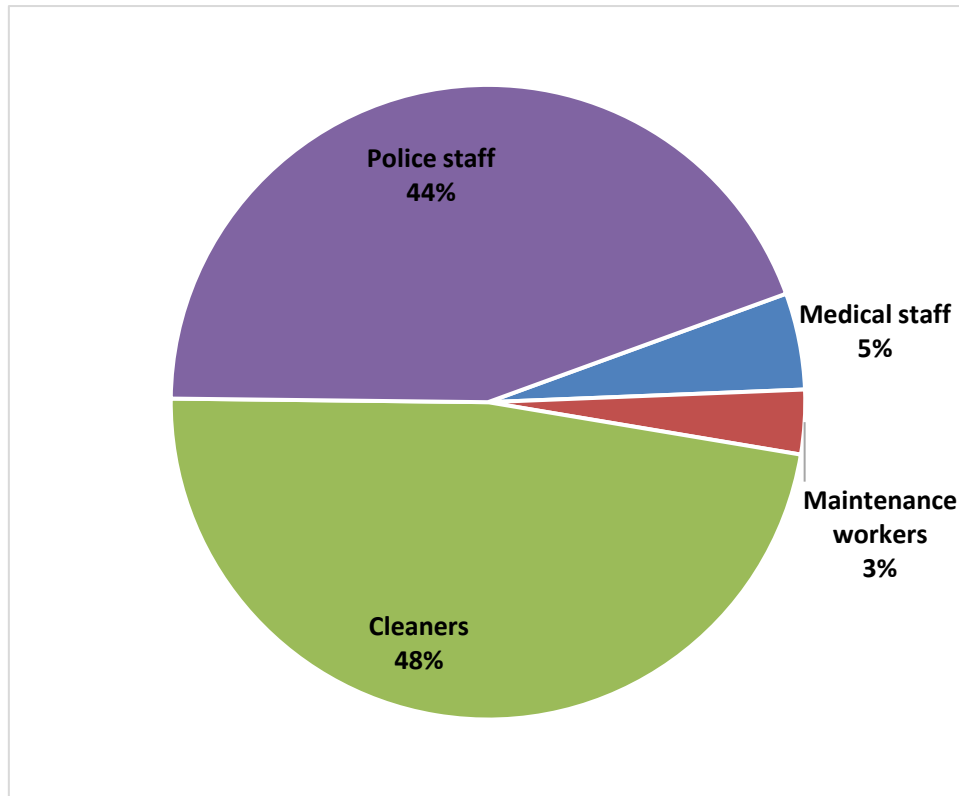


Graph (3) shows percentage of quarantined people by sex



## II. Service providers in the quarantine centers

- The number of service providers in quarantine centers reached 61 employees, 44% of them are police staff and 5% are medical staff, while the percentage of maintenance workers is 3%.



Graph (5) shows percentage of service providers in the quarantine centers



Annexes

Annexes (A)

**Distribution of cases at quarantine facilities**

No	Quarantine facility	Number of quarantined cases
1.	Blue Beach hotel	98
2.	Nasser Hospital	4
3.	Rantisi Hospital	2
	<b>Total quarantined</b>	104