



Date: October 30, 2020

10:00AM
Last 24 Hr.

Daily Report for COVID 19 Virus

Situation report about Covid 19 epidemiological, presented the daily detected cases.

Summary of the epidemiological situation

Table (1) shows the numbers of cases

	Confirmed	Recovered	Deaths	Active
Today	178	135	1	2377
Total	6347	3937	33	

Table (2) shows the number of samples and the positive

	Samples	Positive
Today	2293	276
Total accumulative	110036 *	6347

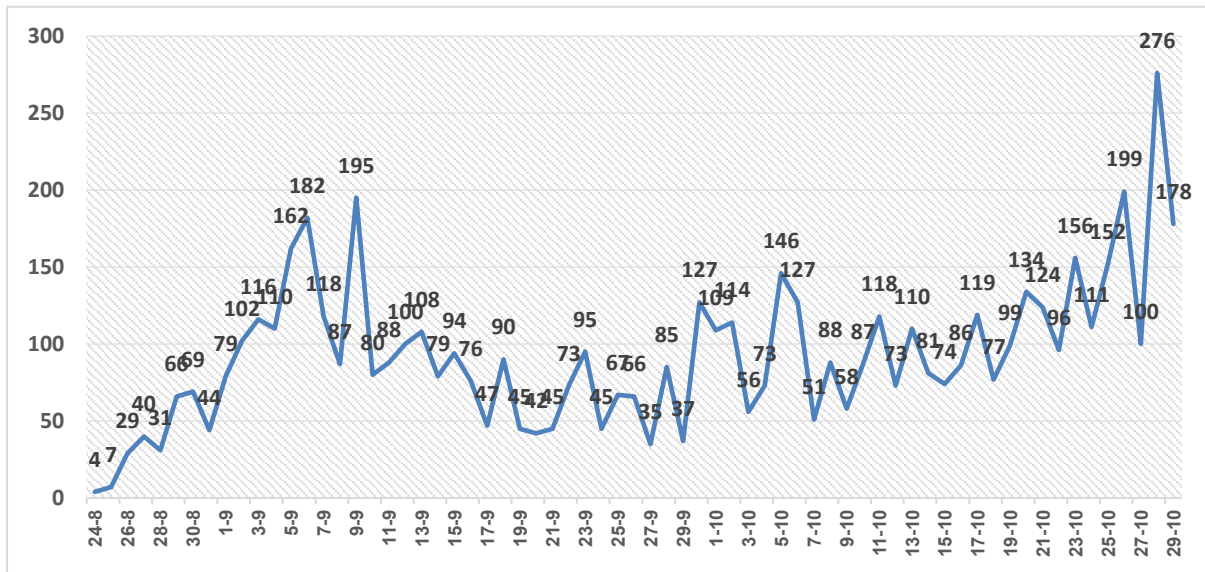
*Since the break out of covid-19 within community



Local reported cases within community – Emergency level (D)

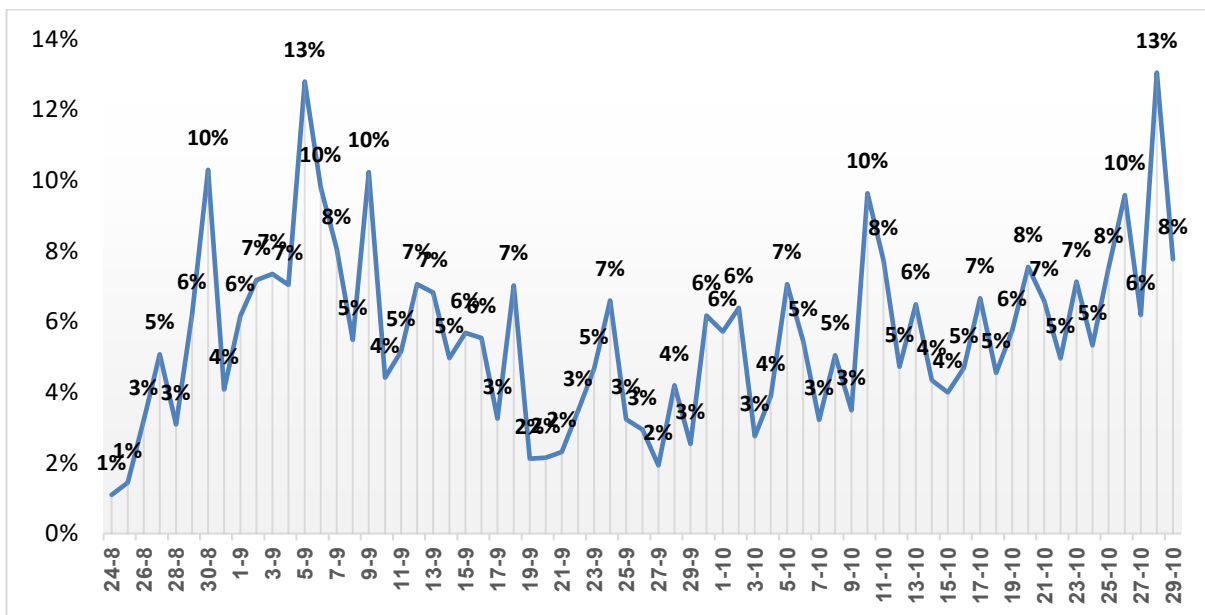
- The total number of confirmed cases is 6162, of which 2317 are still active cases receive medical care in hospitals and isolation centers, 3813 cases fully recovered and were discharged, while the number of deaths reached 32 deaths.

I. Daily number of new cases within the community



Graph (1) shows number of new cases per day within the community

II. The percentage of positive tests of the daily samples



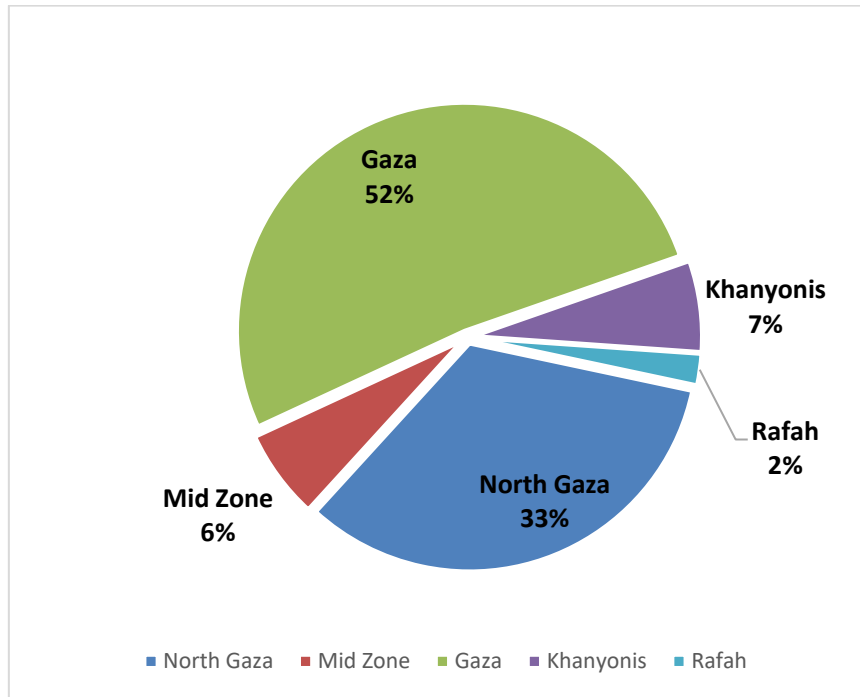
Graph (2) shows percentage of positive tests of the examined samples per day



III. Incidence of cases by governorate

Governorate	Cases	Population	Incidence rate per 100,000
North Gaza	2099	416,906	503
Gaza	3279	690,111	475
Mid zone	412	325,884	126
Khanyonis	417	413,727	101
Rafah	140	260,117	54
Gaza strip	6347	2,106,745	301

IV. Geographical distribution of confirmed cases within the community



Graph (2) shows geographical distribution of cases within the community per governorate.



Health quarantine centers

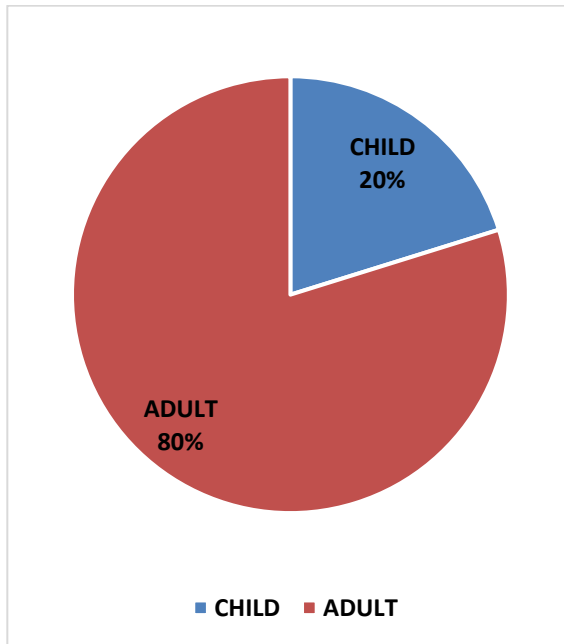
- Since 15/3/2020, all travelers coming through Rafah and Beit Hanoun (Erez) crossings had to undergo a compulsory quarantine at one of the MoH designated facilities.

The total number of cases at quarantine facilities 173 case. The number of designated quarantine facilities were 4 centers, including schools, hotels, primary health care centers, and hospitals, quarantine centers rooms distributed across the five governorates of the Gaza Strip.

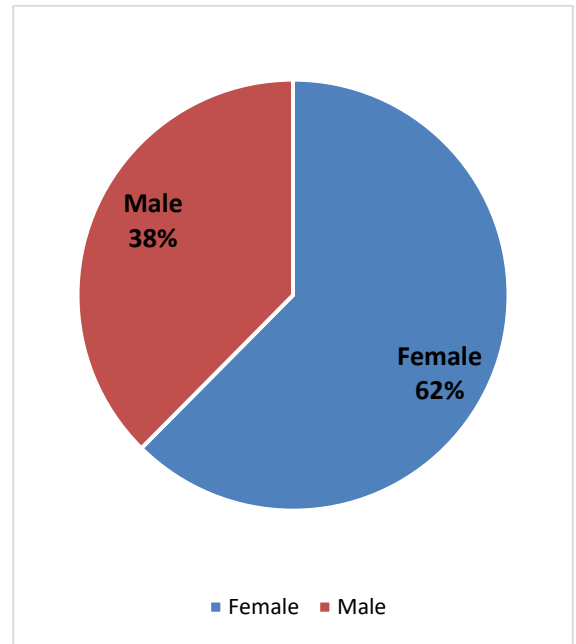
Annexes (A)

I. Disaggregation of quarantined cases by sex and age group

- Approximately 38% of people in isolation and quarantine centers (65) are males, while children represent 20% of that total



Graph (4) shows percentage of quarantined people by age group

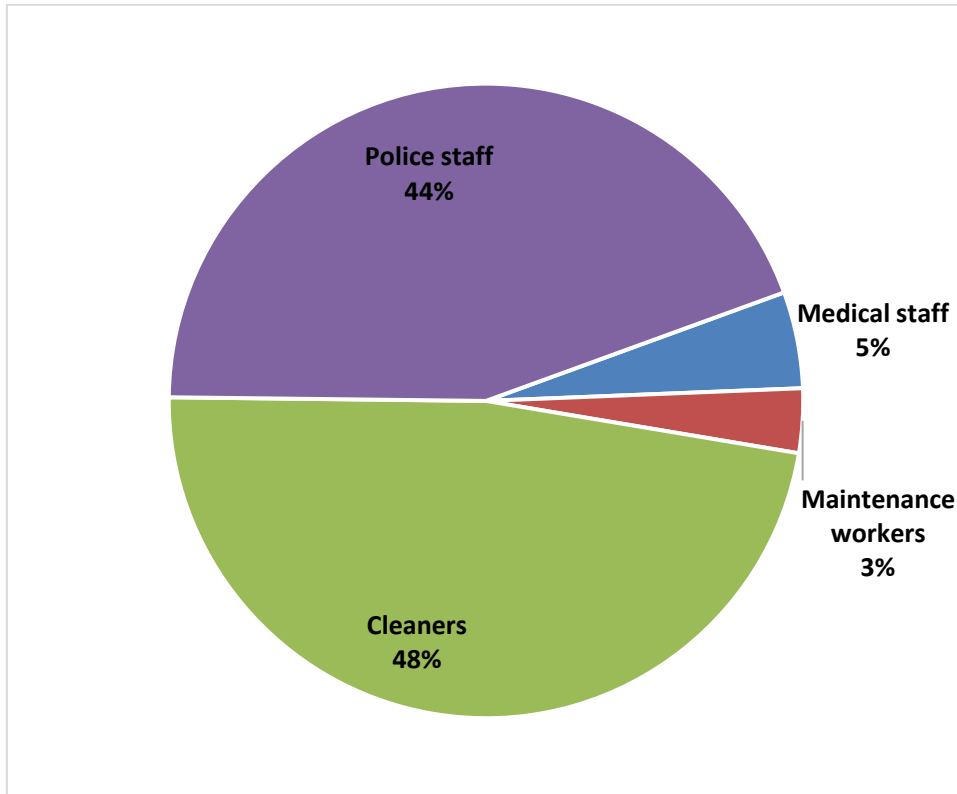


Graph (3) shows percentage of quarantined people by sex



II. Service providers in the quarantine centers

- The number of service providers in quarantine centers reached 61 employees, 44% of them are police staff and 5% are medical staff, while the percentage of maintenance workers is 3%.



Graph (5) shows percentage of service providers in the quarantine centers



Annexes

Annexes (A)

Distribution of cases at quarantine facilities

No	Quarantine facility	Number of quarantined cases
1.	Blue Beach hotel	166
2.	Nasser Hospital	3
3.	Rantisi Hospital	2
4.	Shefaa Hospital	2
	Total quarantined	173