



Date: November 6, 2020

10:00AM
Last 24 Hr.

Daily Report for COVID 19 Virus

Situation report about Covid 19 epidemiological, presented the daily detected cases.

Summary of the epidemiological situation

Table (1) shows the numbers of cases

	Confirmed	Recovered	Deaths	Active
Today	259	199	0	2908
Total	8019	5074	37	

Table (2) shows the number of samples and the positive

	Samples	Positive
Today	2526	259
Total accumulative	130211 *	8019

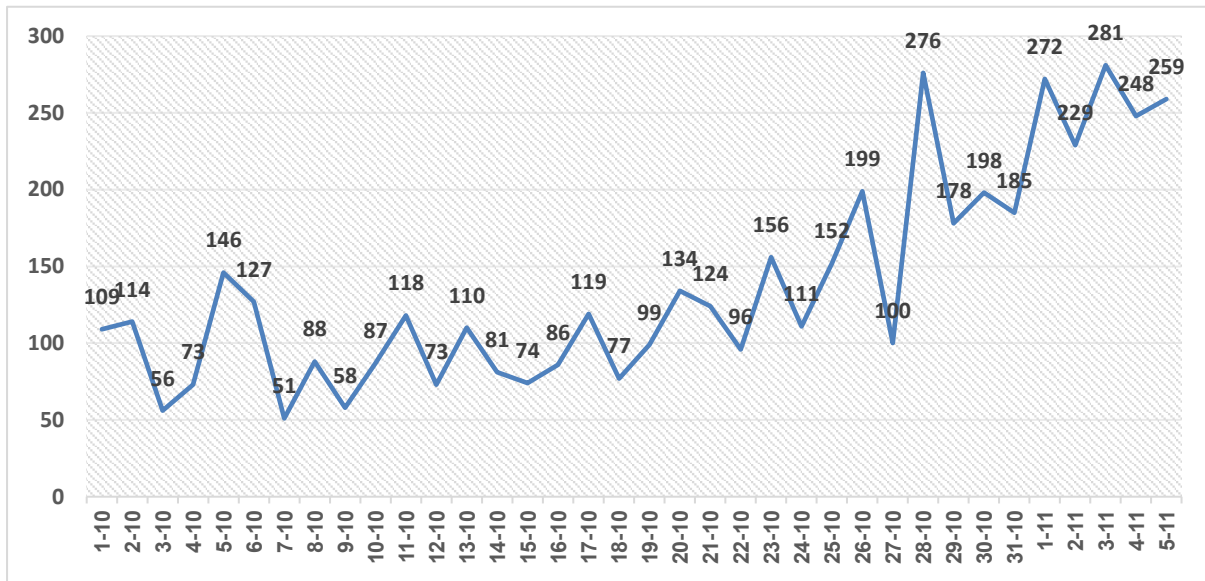
*Since the break out of covid-19 within community



Local reported cases within community – Emergency level (D)

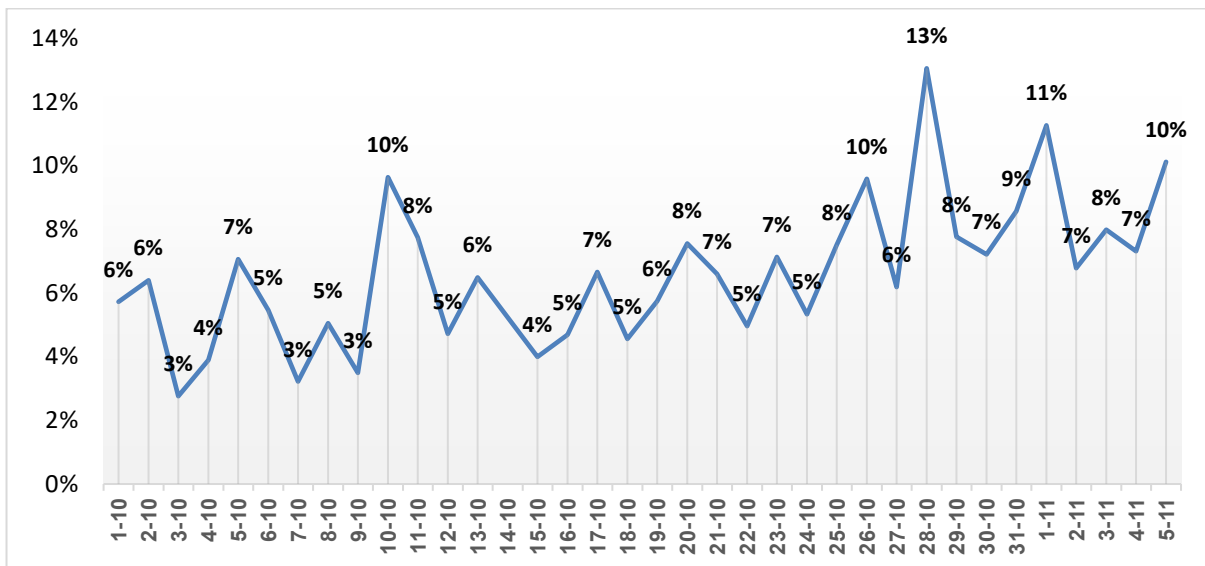
- The total number of confirmed cases is 7799, of which 2839 are still active cases receive medical care in hospitals and isolation centers, 4924 cases fully recovered and were discharged, while the number of deaths reached 36 deaths.

I. Daily number of new cases within the community



Graph (1) shows number of new cases per day within the community

II. The percentage of positive tests of the daily samples



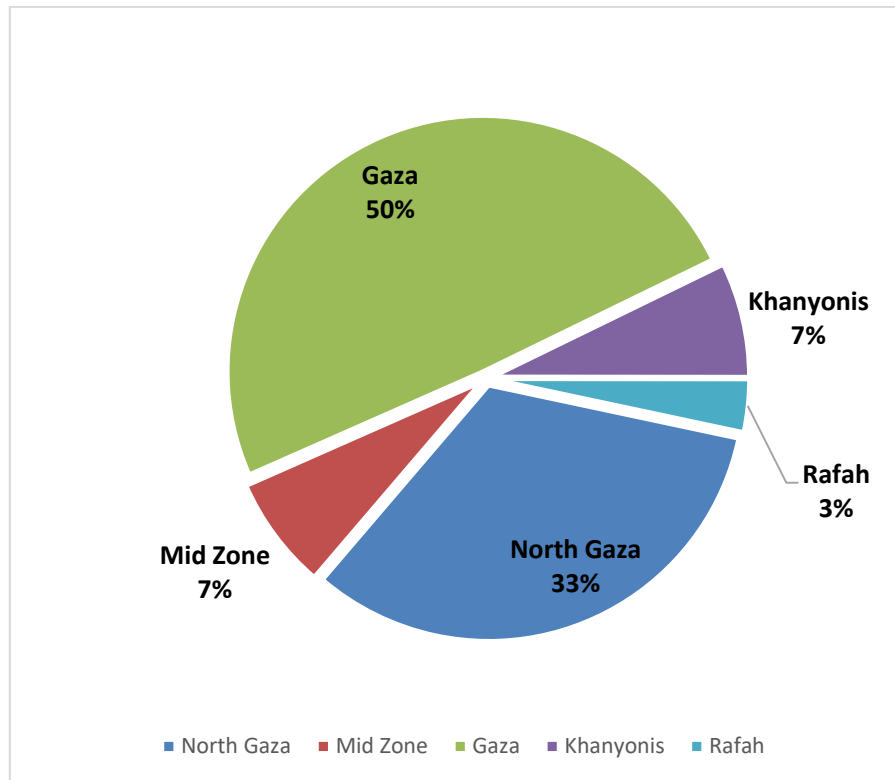
Graph (2) shows percentage of positive tests of the examined samples per day



III. Incidence of cases by governorate

Governorate	Cases	Population	Incidence rate per 100,000
North Gaza	2546	416,906	611
Gaza	3865	690,111	560
Mid zone	530	325,884	163
Khanyonis	566	413,727	137
Rafah	253	260,117	97
Gaza strip	7760	2,106,745	368

IV. Geographical distribution of confirmed cases within the community



Graph (2) shows geographical distribution of cases within the community per governorate.



Health quarantine centers

- Since 15/3/2020, all travelers coming through Rafah and Beit Hanoun (Erez) crossings had to undergo a compulsory quarantine at one of the MoH designated facilities.

The total number of cases at quarantine facilities 5 case. The number of designated quarantine facilities were 1 center.

Distribution of cases at quarantine facilities

No	Quarantine facility	Number of quarantined cases
1.	Nasser Hospital	5
	Total quarantined	5