



Date: November 9, 2020

10:00AM
Last 24 Hr.

Daily Report for COVID 19 Virus

Situation report about Covid 19 epidemiological, presented the daily detected cases.

Summary of the epidemiological situation

Table (1) shows the numbers of cases

	Confirmed	Recovered	Deaths	Active
Today	270	210	1	3014
Total	8740	5687	39	

Table (2) shows the number of samples and the positive

	Samples	Positive
Today	2371	270
Total accumulative	137099 *	8740

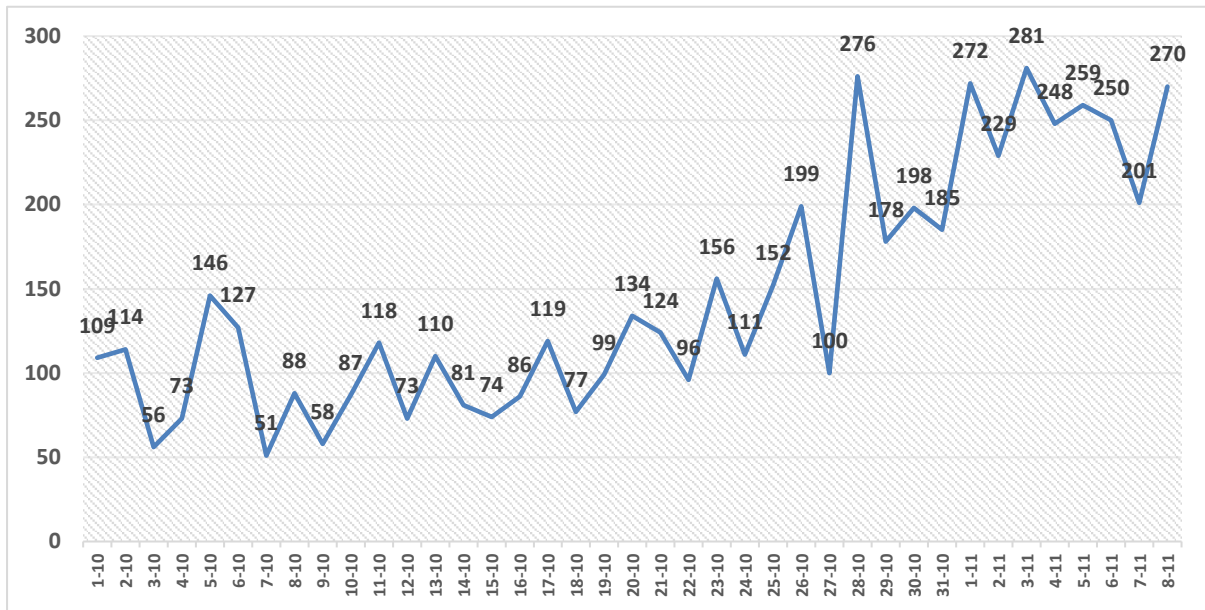
*Since the break out of covid-19 within community



Local reported cases within community – Emergency level (D)

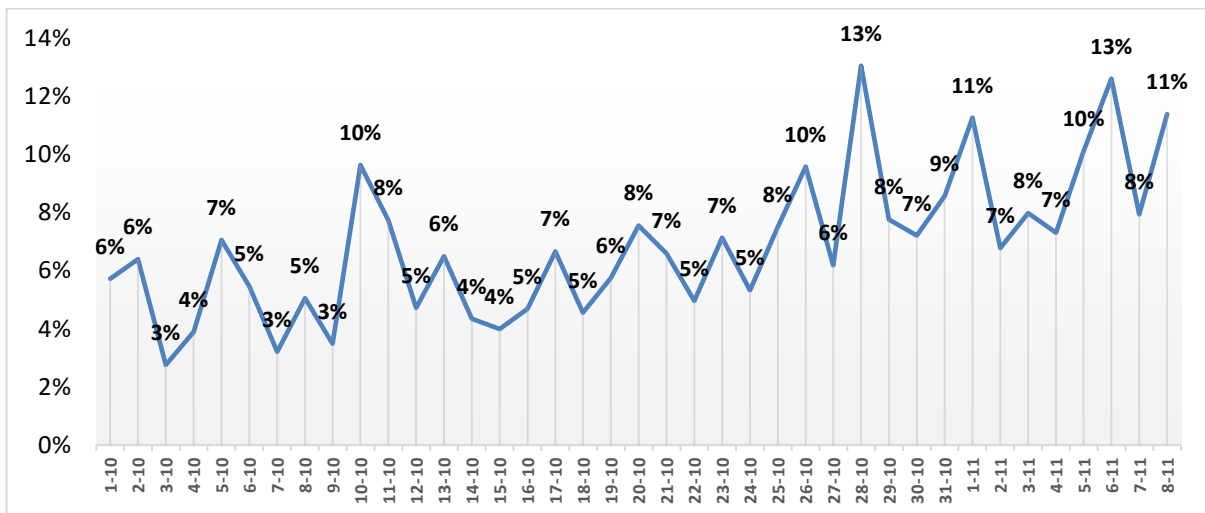
- The total number of confirmed cases is 8504, of which 2934 are still active cases receive medical care in hospitals and isolation centers, 5532 cases fully recovered and were discharged, while the number of deaths reached 38 deaths.

I. Daily number of new cases within the community



Graph (1) shows number of new cases per day within the community

II. The percentage of positive tests of the daily samples



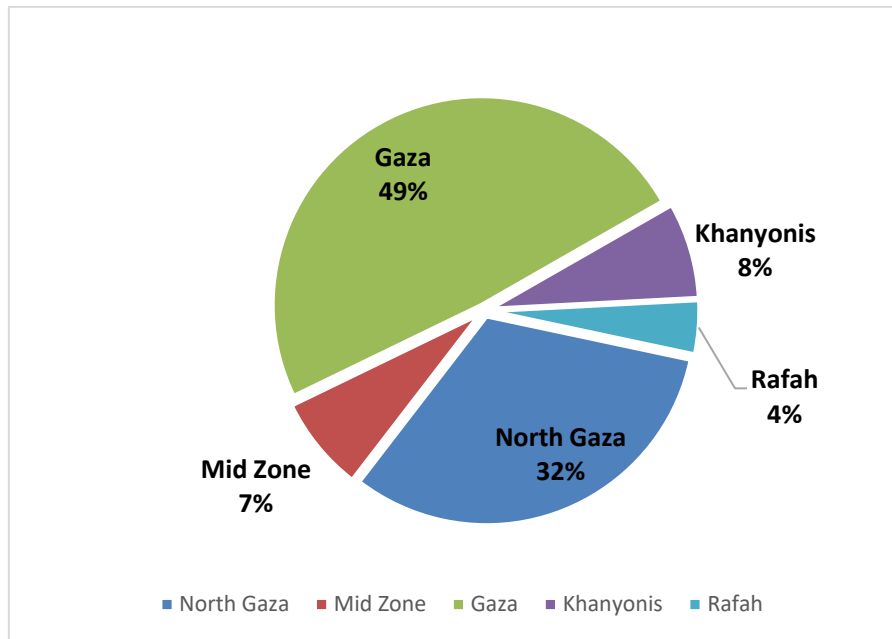
Graph (2) shows percentage of positive tests of the examined samples per day



III. Incidence of cases by governorate

Governorate	Cases	Population	Incidence rate per 100,000
North Gaza	2806	416,906	673
Gaza	4275	690,111	619
Mid zone	645	325,884	198
Khanyonis	650	413,727	157
Rafah	364	260,117	140
Gaza strip	8740	2,106,745	415

IV. Geographical distribution of confirmed cases within the community



Graph (2) shows geographical distribution of cases within the community per governorate.