



Date: November 11, 2020

10:00AM
Last 24 Hr.

Daily Report for COVID 19 Virus

Situation report about Covid 19 epidemiological, presented the daily detected cases.

Summary of the epidemiological situation

Table (1) shows the numbers of cases

	Confirmed	Recovered	Deaths	Active
Today	300	260	1	3052
Total	9231	6136	43	

Table (2) shows the number of samples and the positive

	Samples	Positive
Today	2513	300
Total accumulative	141703 *	9231

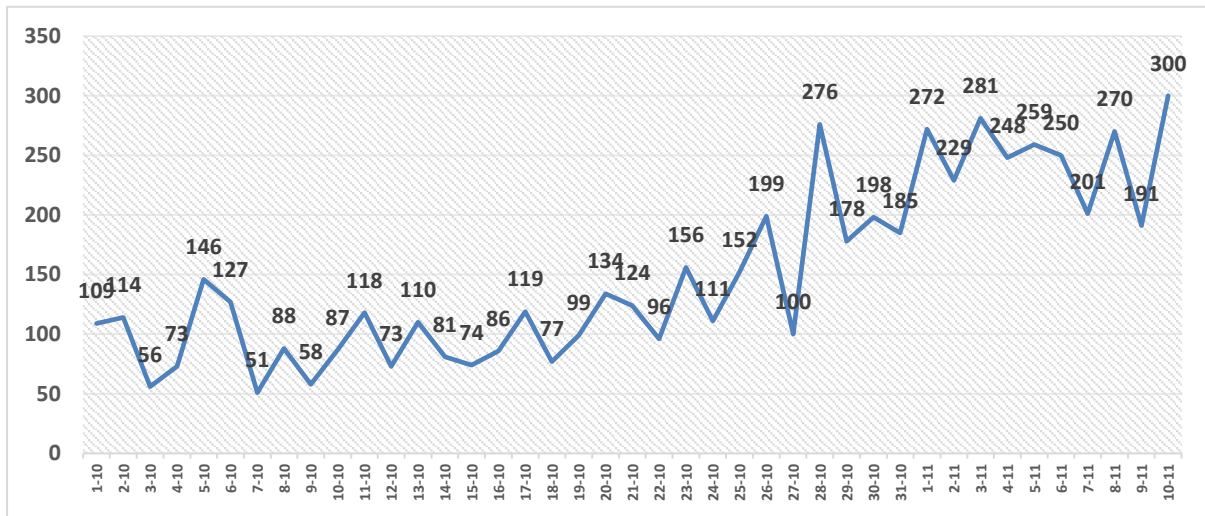
*Since the break out of covid-19 within community



Local reported cases within community – Emergency level (D)

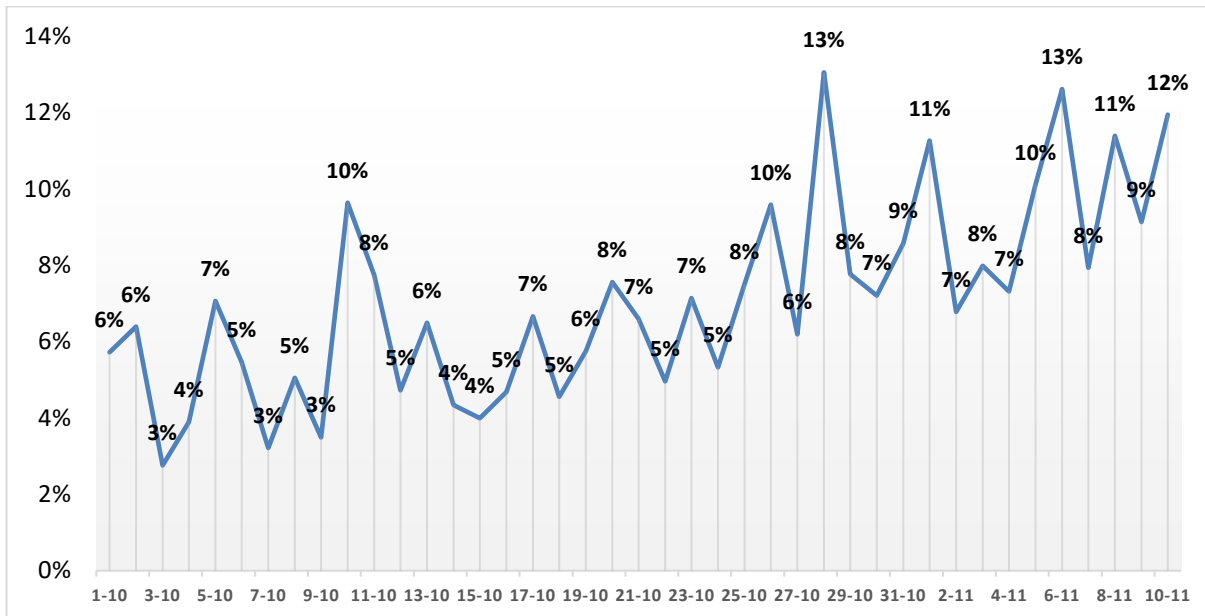
- The total number of confirmed cases is 8995, of which 2977 are still active cases receive medical care in hospitals and isolation centers, 5976 cases fully recovered and were discharged, while the number of deaths reached 42 deaths.

I. Daily number of new cases within the community



Graph (1) shows number of new cases per day within the community

II. The percentage of positive tests of the daily samples



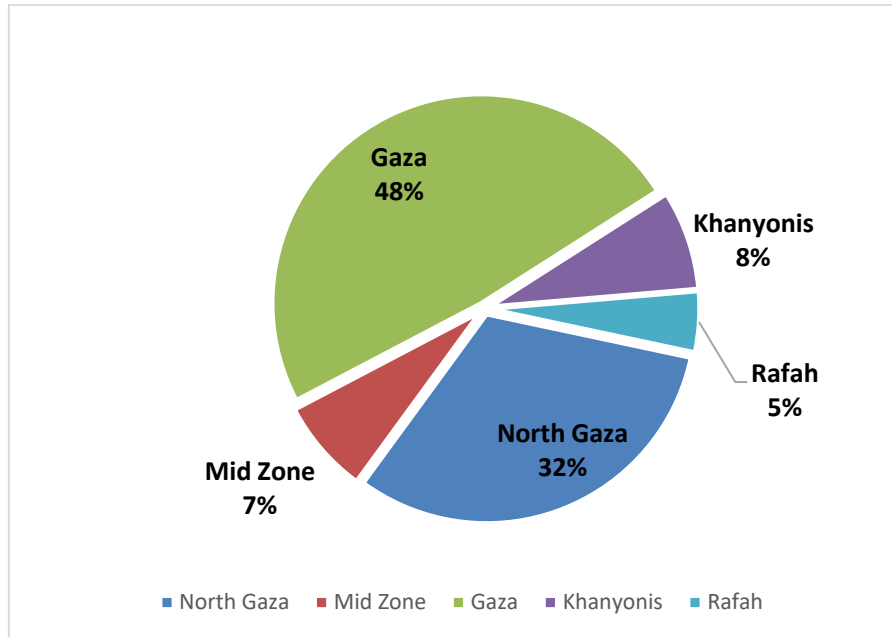
Graph (2) shows percentage of positive tests of the examined samples per day



III. Incidence of cases by governorate

Governorate	Cases	Population	Incidence rate per 100,000
North Gaza	2927	416,906	702
Gaza	4491	690,111	651
Mid zone	671	325,884	206
Khanyonis	709	413,727	171
Rafah	433	260,117	166
Gaza strip	9231	2,106,745	438

IV. Geographical distribution of confirmed cases within the community



Graph (2) shows geographical distribution of cases within the community per governorate.