



Date: November 18, 2020

10:00AM
Last 24 Hr.

Daily Report for COVID 19 Virus

Situation report about Covid 19 epidemiological, presented the daily detected cases.

Summary of the epidemiological situation

Table (1) shows the numbers of cases

	Confirmed	Recovered	Deaths	Active
Today	600	335	4	3806
Total	12071	8211	54	

Table (2) shows the number of samples and the positive

	Samples	Positive
Today	2723	600
Total accumulative	159236 *	12071

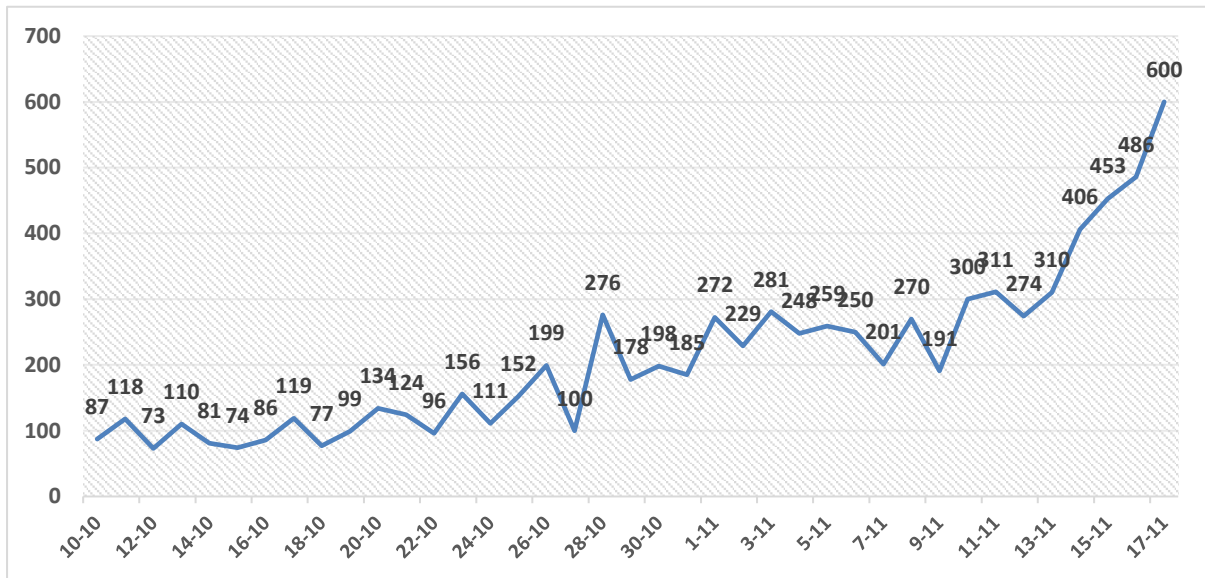
*Since the break out of covid-19 within community



Local reported cases within community – Emergency level (D)

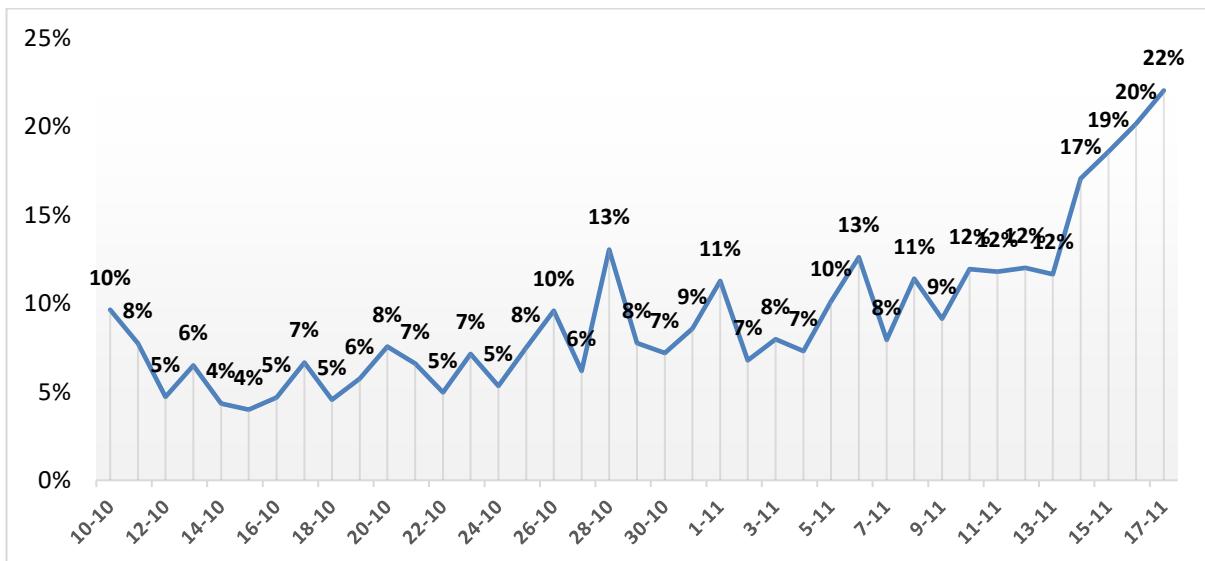
• The total number of confirmed cases is 11833, of which 3771 are still active cases receive medical care in hospitals and isolation centers, 8009 cases fully recovered and were discharged, while the number of deaths reached 53 deaths.

I. Daily number of new cases within the community



Graph (1) shows number of new cases per day within the community

II. The percentage of positive tests of the daily samples



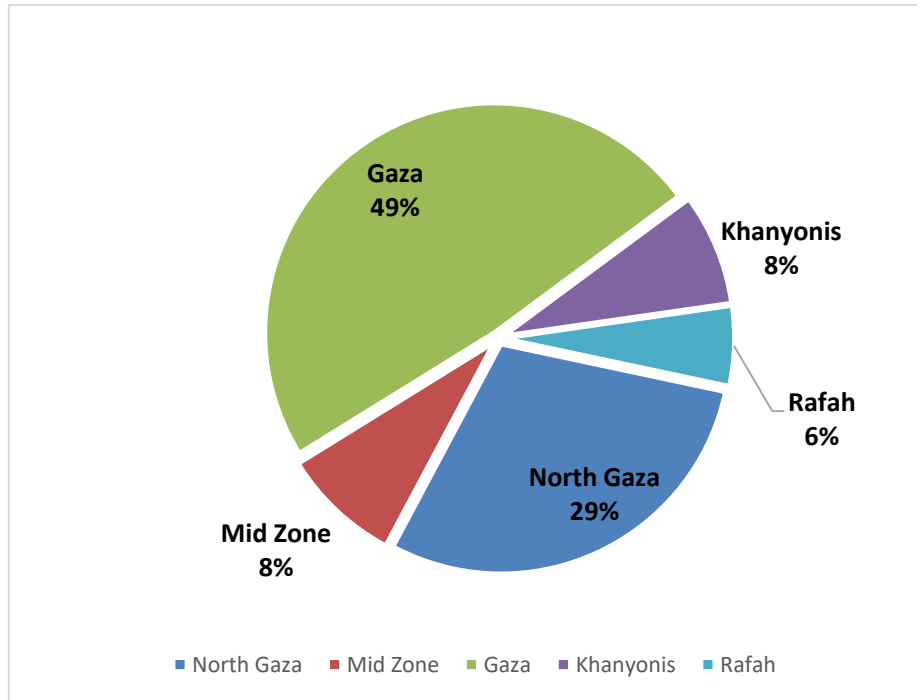
Graph (2) shows percentage of positive tests of the examined samples per day



III. Incidence of cases by governorate

Governorate	Cases	Population	Incidence rate per 100,000
North Gaza	3556	416,906	853
Gaza	5876	690,111	851
Mid zone	1013	325,884	311
Khanyonis	949	413,727	229
Rafah	677	260,117	260
Gaza strip	12071	2,106,745	573

IV. Geographical distribution of confirmed cases within the community



Graph (2) shows geographical distribution of cases within the community per governorate.