



Date: November 19, 2020

10:00AM
Last 24 Hr.

Daily Report for COVID 19 Virus

Situation report about Covid 19 epidemiological, presented the daily detected cases.

Summary of the epidemiological situation

Table (1) shows the numbers of cases

	Confirmed	Recovered	Deaths	Active
Today	368	345	2	3827
Total	12439	8556	56	

Table (2) shows the number of samples and the positive

	Samples	Positive
Today	2289	368
Total accumulative	161525 *	12439

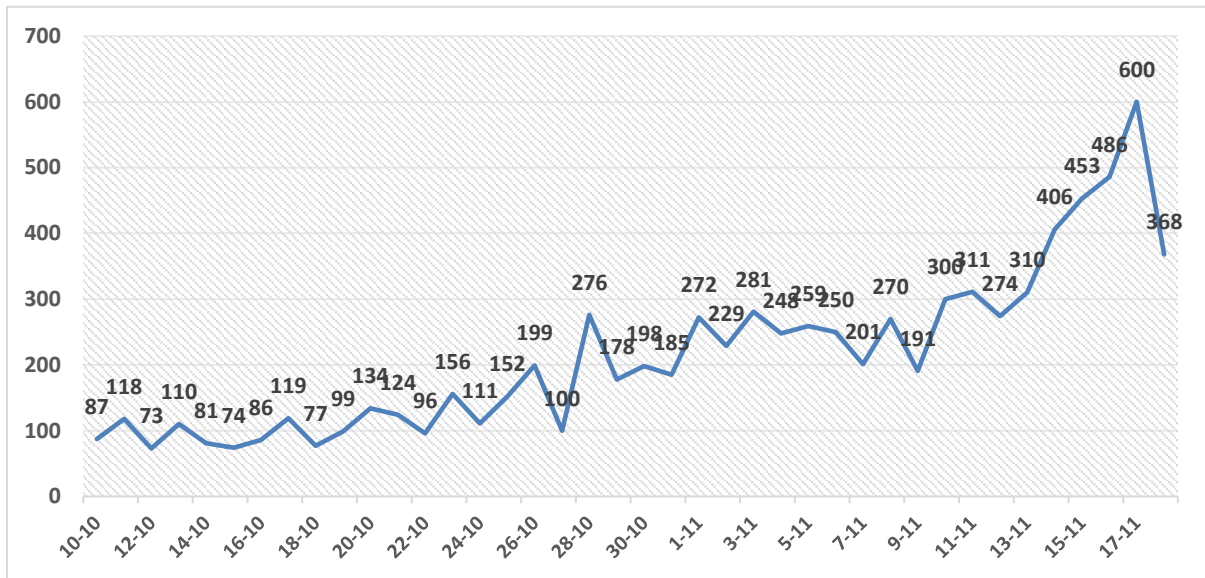
*Since the break out of covid-19 within community



Local reported cases within community – Emergency level (D)

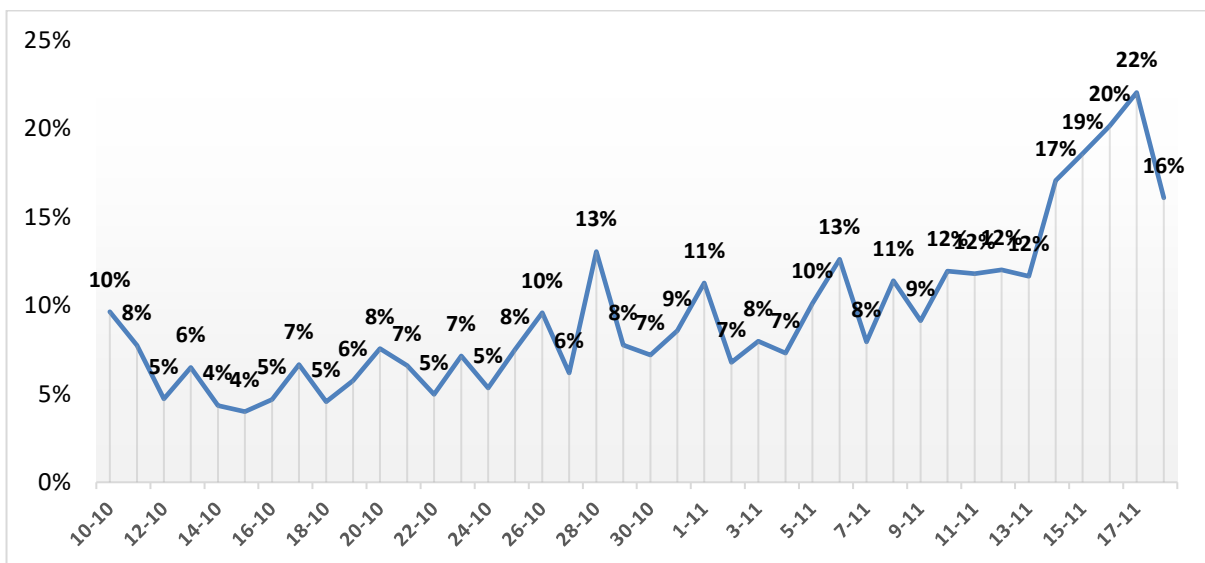
• The total number of confirmed cases is 12201, of which 3792 are still active cases receive medical care in hospitals and isolation centers, 8354 cases fully recovered and were discharged, while the number of deaths reached 55 deaths.

I. Daily number of new cases within the community



Graph (1) shows number of new cases per day within the community

II. The percentage of positive tests of the daily samples



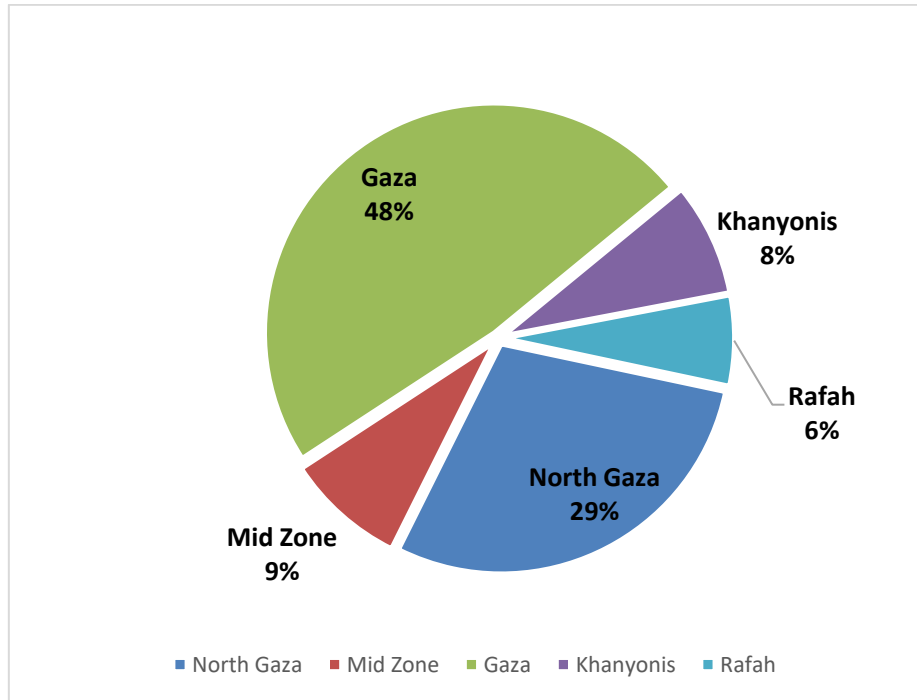
Graph (2) shows percentage of positive tests of the examined samples per day



III. Incidence of cases by governorate

Governorate	Cases	Population	Incidence rate per 100,000
North Gaza	3611	416,906	866
Gaza	6004	690,111	870
Mid zone	1048	325,884	322
Khanyonis	988	413,727	239
Rafah	788	260,117	303
Gaza strip	12439	2,106,745	590

IV. Geographical distribution of confirmed cases within the community



Graph (2) shows geographical distribution of cases within the community per governorate.